

16 MAY 2026

# ASSOCHAM India Monitor

· (AIM Weekly) ·

----- Vol. 2/Issue 2 -----

A comprehensive weekly tracker of India's  
macroeconomic indicators ↗



**GDP GROWTH**



**INFLATION**



**INDUSTRIAL OUTPUT**



**Top Economic Developments**



**State Developments**



**Top Statistics**



**Weekly Market Mood**



**ASSOCHAM Analysis**

## India's total exports for April 2026 is estimated at US\$ 80.80 Billion

India's total exports (Merchandise and Services combined) for April 2026 is estimated at US\$ 80.80 Billion, registering a positive growth of 13.59 percent vis-à-vis April 2025. Total imports (Merchandise and Services combined) for April 2026 is estimated at US\$ 88.61 Billion, registering a positive growth of 7.67 percent vis-à-vis April 2025. Merchandise exports during April 2026 were US\$ 43.56 Billion as compared to US\$ 38.28 Billion in April 2025. Non-petroleum and non-gems & jewellery exports in April 2026 were US\$ 31.64 Billion compared to US\$ 28.66 Billion in April 2025. The estimated value of services export for April 2026 is US\$ 37.24 Billion as compared to US\$ 32.85 Billion in April 2025.

## DFS Launches 'Bharat Maritime Insurance Pool' of USD 1.5 billion

The Department of Financial Services, Ministry of Finance, launched the domestic insurance pool, namely 'Bharat Maritime Insurance Pool' (BMIP) of USD 1.5 billion, with a sovereign guarantee of USD 1.4 billion/₹12,980 crores to facilitate continuous maritime insurance coverages. The pool covers all maritime risks such as Hull and Machinery, Cargo, P&I and War risk for Indian flagged or controlled vessels or vessels destined to or starting from India, in the context of the current Middle East tensions. Secretary, DFS, Shri M. Nagaraju handed over the first Marine Hull & Machinery War Policy document to M/s. Hoger Offshore and Marine Private Limited issued by the New India Assurance Co. Ltd. under BMIP, providing financial protection against War Perils while navigating through High-Risk War Zones.

## Cabinet Approvals

### Scheme to Promote Surface Coal & Lignite Gasification Projects

The Cabinet approved a Scheme for Promotion of Surface Coal and Lignite Gasification Projects with a financial outlay of Rs. 37,500 crore. It will accelerate the coal and lignite gasification programme and support the national target of gasifying 100 Million Tonnes of coal by 2030. It will strengthen energy security and reduce dependence on imports of LNG, urea, ammonia and methanol.

### Upgradation and Modernisation of Nagpur International Airport

The Cabinet approved the Extension of Lease Period of the Airports Authority of India (AAI)'s land leased to MIL (MIHAN India Limited) beyond 06.08.2039, so as to enable MIL to license Nagpur Airport to the Concessionaire, viz. GMR Nagpur International Airport Limited (GNIAL) for 30 years since Commercial Operation Date (COD).

### Ahmedabad (Sarkhej) – Dholera Semi High-Speed Double Line project

The Cabinet Committee on Economic Affairs, approved Ahmedabad (Sarkhej) – Dholera Semi High-Speed Double Line project of Ministry of Railways with total cost of Rs. 20,667 crore (approx.). It will be Indian Railways first semi high-speed project, planned with indigenously developed technology.

### MSP for Kharif Crops

Cabinet approved the increase in the Minimum Support Prices (MSP) for 14 Kharif Crops for Marketing Season 2026-27. The highest absolute increase in MSP over the previous year has been recommended for Sunflower Seed (₹ 622 per quintal).

## Maharashtra to Get Major Rural Development Boost

The Union Minister will launch the Grih Pravesh of 5 lakh completed houses under Pradhan Mantri Awaas Yojana-Gramin (PMAY-G). The Union Minister will also hand over house keys to 6 PMAY-G beneficiaries, including the beneficiary associated with completion of the 3 croreth house under the scheme - a landmark achievement in the history of rural housing in India. The Union Minister will issue PMAY-G Mother Sanction involving central share assistance worth ₹8,368.50 crore for Maharashtra for FY 2026-27. In addition, approval for 35 road works under Pradhan Mantri Gram Sadak Yojana (PMGSY)-IV worth ₹122.98 crore will also be issued, benefiting 35 rural habitations in the State.

## The Bihar SIPB approved 16 major projects worth ₹2,484.06 crore

The Bihar State Investment Promotion Board (SIPB) approved 16 major projects worth ₹2,484.06 crore in its 67th meeting, aimed at strengthening industrial infrastructure, enhancing manufacturing, and generating employment. Additionally, financial clearances were granted to four industrial proposals totaling ₹46.86 crore, with key investments spanning cement, agro-processing, and electronics. The board provided Stage-1 clearance for substantial cement manufacturing projects, including units by Ambuja Cement and Dalmia Cement in Muzaffarpur and Kishanganj. Specifically, Ambuja Concrete North Private Limited received clearance for a ₹1,114.94 crore project in Mahwal, Muzaffarpur.

## ₹6,969 Crore NH-927 Project to Transform Connectivity in Uttar Pradesh

The Cabinet Committee on Economic Affairs approved the ₹6,969.04 crore Barabanki-Bahraich section of NH-927 on March 18, 2026. The 101.515-km, four-lane access-controlled highway will be developed under the Hybrid Annuity Mode as part of the Lucknow-Rupaidiha corridor. It will reduce travel time between Barabanki and Bahraich from three hours to about one hour, improving access to Shravasti and the Nepal border through Rupaidiha Land Port. Key features include a six-lane mega bridge over the Ghaghra River, continuous service roads, and bypasses around major habitations. The project is expected to generate over 36 lakh person-days of direct employment and boost tourism, trade, and regional development.

## Karnataka gets Rs 123 crore for 1,243 EV chargers under PM E-DRIVE scheme

The Union Government has approved an allocation of ₹123 crore for Karnataka to establish 1,243 electric vehicle (EV) charging stations under the PM E-DRIVE scheme. Announced by the Union Minister Shri H. D. Kumaraswamy, the initiative is expected to significantly strengthen the state's EV infrastructure and support the wider adoption of clean mobility solutions. Karnataka's approval forms part of a broader national effort to install 4,874 charging stations across several states and central public sector enterprises, with a total sanctioned outlay of ₹503.86 crore. The scheme reflects the Government of India's continued commitment to sustainable transportation, reduced dependence on fossil fuels, and the development of a robust and accessible electric mobility ecosystem across the country.

### **The Annual Rate of Inflation based on All India WPI stood at 8.3% in April 26**

The annual rate of inflation based on All India Wholesale Price Index (WPI) stood at 8.3% (provisional) in April 2026 (over April 2025). Positive rate of inflation in April 2026 is primarily due to increase in prices of mineral oils, crude petroleum & natural gas, basic metals, other manufacturing and non-food articles etc. The month over month change in WPI for April 2026 stood at 3.86% compared to March 2026. DPM releases index number of wholesale price in India on monthly basis on 14th of every month with a time lag of two weeks of the reference month.

### **PSBs record an all-time high net profit of ₹1.98 lakh crore in FY 2025–26**

Public Sector Banks (PSBs) continued to register strong financial performance during FY 2025–26, reflecting sustained business growth, improved asset quality, record profitability and strong capital position. The aggregate business of PSBs increased to ₹283.3 lakh crore as on 31.03.2026, registering growth of 12.8% over the previous year. Aggregate deposits rose by 10.6% y-o-y to ₹156.3 lakh crore, reflecting continued depositor confidence and strong resource mobilization by PSBs. Gross advances registered growth of 15.7% y-o-y and reached ₹127 lakh crore, indicating sustained credit demand across sectors of the economy. Credit growth in the Retail, Agriculture and MSME (RAM) segments remained broad based during FY 2025–26. Retail, Agriculture and MSME advances grew by 18.1%, 15.5% and 18.2%, respectively, reflecting the important role of PSBs in supporting entrepreneurship, strengthening financial inclusion, and enabling broad-based economic growth.

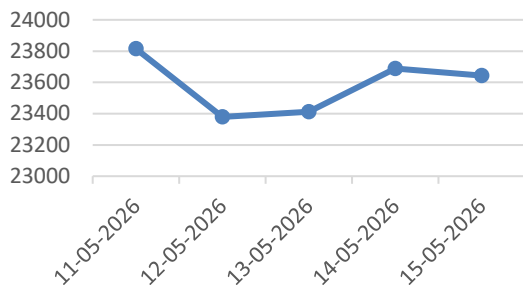
### **Consumer Price Index Rises Marginally to 3.48% in April 2026**

Consumer Price Index in April 2026 at 3.48% rises slightly against 3.40% in March 2026. Retail inflation based on Consumer Price Index in April 2026 stood at 3.48% as compared to 3.4% last month. Corresponding inflation rates for rural and urban are 3.74% and 3.16%, respectively for April 2026. Food inflation recorded at 4.2% in April against 3.87% in March whereas housing inflation seen at 2.15%. Top 5 key items with high inflation: Silver Jewellery, Copra, Gold/Diamond/Platinum Jewellery, Tomato and Cauliflower. Top five States (having more than 50 lakhs population as per Census 2011) with highest inflation in April 2026 are Telangana, Andhra Pradesh, Tamil Nadu, Karnataka and Rajasthan.

### **Jammu-Srinagar Vande Bharat Express Services Serve Around 45,000 Passengers**

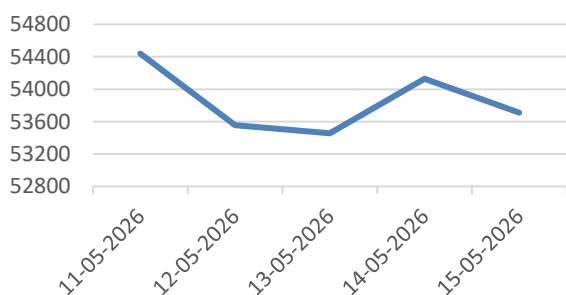
Jammu-Srinagar Vande Bharat Express services carried around 45,000 passengers in the first 10 days of regular operations, firmly establishing the service as a vital link for Jammu and Kashmir. In the maiden week itself, 28,762 passengers travelled on the corridor. Pilgrims, tourists, locals, students, government officials and traders are benefiting from seamless travel between Jammu and Srinagar. The service operates through the Chenab and Anji bridges and is engineered to perform in temperatures as low as minus 20 degrees Celsius. Chair Car fares, including meals, offer an affordable and dependable option compared with air and road travel. The service arrives in Srinagar in under five hours and carries the promise of a more connected and prosperous Jammu and Kashmir.

## NIFTY 50



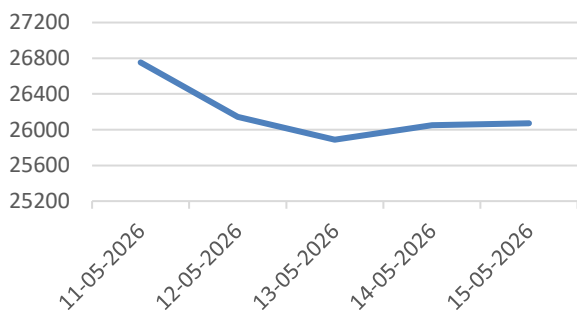
The NIFTY 50 settled with modest decline, as mixed sectoral performance and selective stock movements characterized the week. While the Services sector showed strength, weakness in Capital Goods and Consumer Durables weighed on overall market sentiment. The negative market breadth, with more stocks declining than advancing, reinforced the cautious tone that dominated the week.

## NIFTY BANK



Nifty Bank Index which comprised of the most liquid and large capitalized Indian Banking stocks, fell nearly 3 per cent during the week, as weak earnings by heavyweight State Bank of India (SBI), along with the overall market weakness, dampened investor sentiment. The domestic currency touched a record low of 96.14 against the dollar during Friday's session before settling at a record closing low of 95.97, compared with Thursday's close of 95.75.

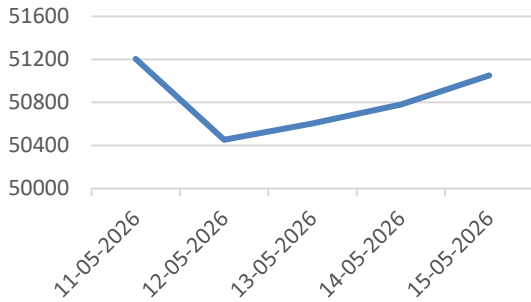
## NIFTY AUTO



NIFTY AUTO index registered decline amid broad-based selling pressure, despite strong automobile sales data reported for April. According to Society of Indian Automobile Manufacturers (SIAM), domestic passenger vehicle dispatches from manufacturers to dealers rose 25.4% year-on-year (YoY) to 4,37,312 units in April 2026, compared with 3,48,847 units in April 2025, kicking off the new fiscal on a strong note by carrying forward the demand momentum after GST rate cut last year.

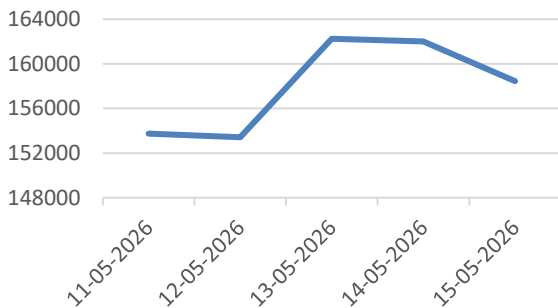
Date	USD (INR / 1 USD)	GBP (INR / 1 GBP)	EUR (INR / 1 EUR)	JPY (INR / 100 JPY)
15-05-2026	95.93	128.09	111.63	60.54
14-05-2026	95.75	129.51	112.19	60.65
13-05-2026	95.65	129.56	112.20	60.65
12-05-2026	95.56	129.57	112.34	60.71
11-05-2026	95.20	129.38	111.93	60.60

### NIFTY FMCG



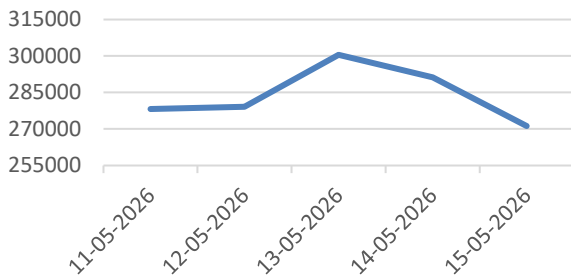
The NIFTY FMCG index traded strong against NIFTY. Almost all FMCG companies have unveiled their March quarter earnings, and the numbers broadly have been encouraging; however, management commentaries have cited the West Asia crisis as the key headwind that needs to be monitored. Given this scenario, leading FMCG companies are preparing for another round of price increases on account of rising crude-linked inflation, higher packaging costs, and fuel expenses.

### Gold (INR/10 GM)



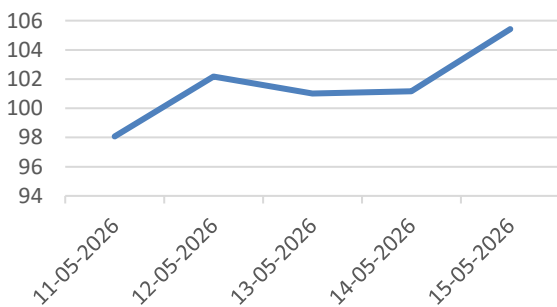
Austerity measures announced by the PM resulted in decline in gold prices in the beginning of the week. However, the increase in customs duty on gold imports to 15 per cent pushed up domestic gold prices, altered physical market dynamics with concerns over implications for India's current account deficit (CAD). Market positioning appears supported by cautious capital preservation strategies, currency considerations, and continued interest in precious metals as a portfolio diversification instrument.

### Silver (INR/KG)



The week marked re-entry of silver price in India in the Rs 3 lakh/kg territory after two months but prices saw a decent decline in the last two days of the week. Silver prices in India are likely to remain volatile as the Indian Rupee factor remains uncertain as per the market participants. Going forward, safe-haven buying and geopolitical tensions will impact the investors' sentiment.

### Crude (\$/BL) Price



Global crude oil prices climbed up driven by uncertainty surrounding the fragile ceasefire in the Iran conflict and concerns over oil supply disruptions through the Strait of Hormuz. US President Donald Trump is preparing to take a major decision on Iran, with reports suggesting the US could resume air strikes if diplomatic efforts fail. Trump had just returned from China after meeting Chinese President Xi Jinping in Beijing.

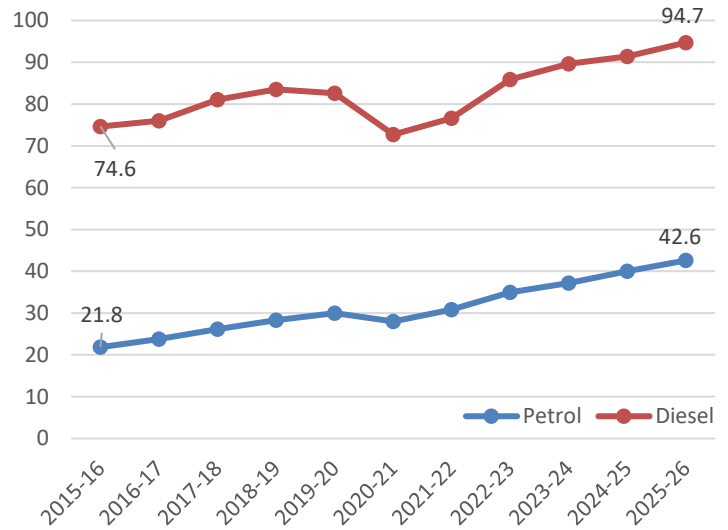
## Fuel Consumption in India

The West Asia crisis has impacted the crude oil supply in the country and the ongoing global trade disruptions led to the announcement of austerity measure by the Prime Minister of India. One of the measures cited include reducing fuel consumption. It is interesting to look at the petrol and diesel consumption in India over the year which has continued the growth trajectory. Diesel consumption during 2025-26 with a volume 94.71 MMT grew by 3.6% on the volume of 91.41 MMT in the previous year. The consumption riding on economic activities has grown at CAGR of 5.4% over a decade.

Petrol Consumption in the year ending March 2026 stood at 42.59 MMT recording a growth of 6.5% on the volume of 40.01 MMT previous year. This was a record consumption with continued growth across the year.

The consumption riding on vehicle ownership growth and increased mobility has almost doubled since a decade back with a CAGR of 8.8%. With respect to the state wise fuel consumption, it is noted that as per PPAC's 2026-27 estimates Uttar Pradesh and Maharashtra are the leading fuel consuming states in India. Top ten states account for 70% of the total fuel consumption in India.

Fuel Consumption in India (Million MT)



Top 10 States in India: Diesel Consumption in TMT (2026-27 Estimates)

State	Consumption	Share (%)
Maharashtra	11580	12.0
Uttar Pradesh	11016	11.4
Karnataka	8328	8.6
Gujarat	7872	8.2
Tamil Nadu	6969	7.2
Rajasthan	6223	6.5
Madhya Pradesh	4766	4.9
Haryana	4406	4.6
Telangana	3908	4.1
Andhra Pradesh	3833	4.0
<b>Top 10</b>	<b>68901</b>	<b>71.5</b>
<b>All India</b>	<b>96369</b>	<b>100.0</b>

Top 10 States in India: Petrol Consumption in TMT (2026-27 Estimates)

State	Consumption	Share (%)
Uttar Pradesh	5466	12.2
Maharashtra	4872	10.9
Tamil Nadu	4055	9.0
Karnataka	3394	7.6
Gujarat	3024	6.7
Rajasthan	2278	5.1
Madhya Pradesh	2177	4.9
Kerala	2085	4.6
Telangana	1988	4.4
Andhra Pradesh	1783	4.0
<b>Top 10</b>	<b>31122</b>	<b>69.3</b>
<b>All India</b>	<b>44877</b>	<b>100.0</b>

TMT: Thousand Metric Tonne

# ASSOCHAM India Monitor

(AIM Weekly)

## ASSOCHAM Global Research Team

**Dr. S. P. Sharma**  
Chief Economist

**Ms Ruchi Singhal**  
Additional Director

**Mr. Aprant Agarwal**  
Assistant Director

**Mr. Akshay Belwalkar**  
Assistant Director



**Corporate Office**  
**ASSOCHAM**

4th Floor, YMCA Cultural Centre and Library Building,  
01, Jai Singh Road, New Delhi - 110001



## Follow us on social media



ASSOCHAM



ASSOCHAM4India



ASSOCHAM



ASSOCHAM India

## Branding Opportunity

<b>Annual Charge (Combo Offer)</b> (Weekly + Monthly Edition)	<b>INR 3.75 Lakhs + GST</b>
For 12 editions of the Monthly Newsletter	INR 2 Lakhs + GST
For 4 editions of the Weekly Newsletter	INR 17,000 + GST



For any query, please email at  
**[chiefeconomist@assochem.com](mailto:chiefeconomist@assochem.com)**



**Disclaimer** The report is prepared using information of a general nature and is not intended to address the circumstances of any particular individual or entity. The report, has been prepared from various public sources and the information available in the report is selective and subject to revision and amendment. While the information provided herein is expressed or implied, as to the accuracy or completeness.